

SEVEN

Basik Air Concept
2010 RN 97 - 83340 Le Luc - France
tel: +33 (0)4 94 99 12 36
fax: + 33 (0)4 94 39 89 37
www.basik.fr - basik.fr@free.fr

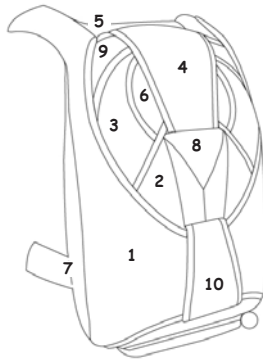
Order form

Name: Height: weight:
Adress: 1/2 waist byt the back:
..... Torso lenght: chest:
Tel: fax: Diagonal torso lenght:
E-mail: Thight circ.: inseam:

Container size:
Main canopy:

Rig colors:

Side flaps (1):
Main flap (2):
Reserve bag (3):
Reserve flap (4):
Collar (5):
Ring covers:
Reserve pilot chute (6):
Its binding:
Back pad, sides and bottom (7):
Design (8):
Reserve container (9):
Main protecting flap (10):
Leg pad:



Binding color:

Harness webbing color type7 (classic):
Harness webbing color type8 (soft):

Options not included (circle your choice):

R.S.L.
Main toggles swoop setting - piping on reserve pilot chute
Piping on main flap (x2) - piping on collar
Other binding color (except reserve pilot chute)
Spandex throw out pocket (elastic) + 1 in spare
Ring cover embroidery - sides embroideries "Seven"
Mini backpack with same colors
Gear bag (black) - packing mat
Maintenance kit (main pilot chute + inner line + 10 main loops)
Spare reserve parts kit
(reserve bag and pilot chute + cutaway and reserve handles)

Reserve canopy:
A.A.D.:

Material (report to colors chart):

Parapack Cordura 500
Cordura 1000

Risers type (circle your choice):

Large Mini

Opening system (circle your choice):

Pull-out B.O.C.

Pilot chute type (circle your choice):

Bunjie Kill-line
Throw out bridle

Cutaway handle:

Main color / binding:
Pillow: Green (tandem)

Reserve handle:

Pillow: Metal
Red (tandem)

Student options (circle your choice):

R.S.L.	Yes	No
FXC set up:	Yes	No
Student ripcord kit: (spring pilot chute and housing)	Yes	No
Clear vision reserve protecting flap:	Yes	No
Adjustable harness:	Yes	No
Static line:	Yes	No
Main direct bag:	Yes	No
Cypres window on R.C.:	Yes	No

Total order:
Deposit 20%:

Order date:
Dealer name:

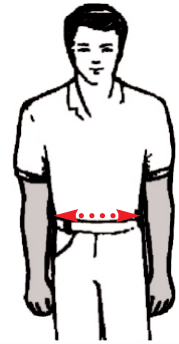
Balance Due: Customer agreement:
(to be joined with the order)

Measuring Guide

- 1/2 waist around the back:

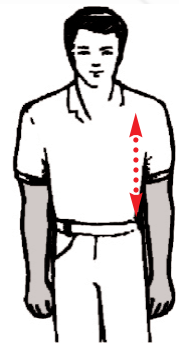
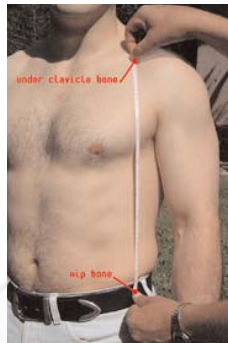
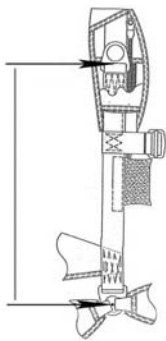
While standing erect, measure over any appropriate clothing and pull tape measure snug before taking measurement.

Around the back from the left side to the right side. Measurement must be taken from the hip bone at the trouser level to the opposite hip bone by the back. This give us the appropriate lateral webbing length.



- Torso length

From the hollow below the shoulder bone toward the hip bone at trouser level (same reference as the above measurement). This measurement must be taken as shown on the below picture. This give the length of your harness.



- Torso diagonal

From the hollow spot at the base of the neck.

To find this, follow the collarbone to where it takes a deep dip BELOW your Adam's apple. Measure from the lowest part of the dip, diagonally across your chest to the side of your body at the top of the hipbone.

This allow us to double check the torso length.

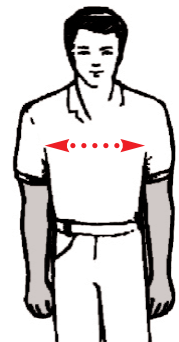


- Chest

This is the standard measurement around the chest over the nipples.

For women do one additional measurement above the breast.

This give us the chest strap length.



- Thigh circumference

Place the end of the tape measure on the curve of the hipbone that you previously located for the torso measurement. Thread the tape measure around the top of the thigh, across the buttocks and back to the starting point. Imagine this is a leg pad and adjust accordingly.



- Inseam

Stand up straight when taking this measurement and don't wear shoes. Having your feet shoulder-width apart, start the tape high in the crotch and measure straight down to the floor. Don't use the middle seam of the pants as reference, since some pants are looser than others. Be sure to start the tape measure high in the crotch. This measurement is important: It allows us to verify all measurements.

Basik Air Concept

Siège Social: 559 chemin des Salles 83300 Draguignan - Dépot: 2010 RN 97 - 83340 Le Luc
Tel: +33 (0)4.94.99.12.36 - fax: +33 (0)4.94.39.89.37 - basik.fr@free.fr - www.basik.fr

Listes des couleurs - Colors list - Seven + Advance "Out" & "In"

	Cordura 1000	Cordura 500	Parapack	Harnais - harness	Galons - binding
Noir - black					
Souris - charcoal					
Silver					
Electric					
Turquoise					
Cobalt					
Light blue				type 7	
Royal					
Petrol					
Marine - navy					
Dark teal					
Kelly Green					
Teal					
Jade (spruce)					
Lavande - lavender					
Violet - purple					
Fushia					
Bordeau					
Rouge - red					
Orange					
Jaune - yellow					
Blanc - white	OK	OK	OK	OK	OK

Basik Air Concept

+33 (0)494 99 12 36 - basik.fr@free.fr